


DECORS

LED DUAL LIGHT

FEATURES

- Different color and beam configurations available.
- Aluminum alloy housing, high heat dissipation performance.
- Universal power supply.
- Easy Installation.
- 3-Year Warranty.
- Electrical Input: 100-277VAC
- ETL Listed
- 25W



©Decors USA LLC


Phone: 866.248.6300 | 732.486.8520 | www.decorsusa.com | sales@decorsusa.com




LED DUAL LIGHT



PHOTOMETRICS




15°



H(m)	Medlux	Maxlux
2.00	3347.2	4904.3
5.00	546.2	784.8
10.00	133.9	196.2
15.00	33.3	48.8



25°



H(m)	Medlux	Maxlux
2.00	873	1312.3
5.00	139.5	203.7
10.00	34.7	49.3
15.00	8	12.5

AVAILABLE COLORS

- Blue •Green •Amber •Warm White (3000K) •Cool White (5000K) •Red • Purple



LED DUAL PROJECTION LIGHT

MIX OR MATCH
UP & DOWN COLORS FOR
INDOOR & OUTDOOR APPLICATIONS



DECORS

ALL WEATHER
IP65

