

PROJECTION LIGHT

DU-PR-27W-

- Clear, flat, tempered glass.
- Clear anodized prior to powder coating for added corrosion resistance.
- High performance acrylic optic securely attached to internal heat sink for maximum thermal dissipation.
- Available in 15° and 25°
- Electrical Input: 120-277 VAC
- ETL Listed

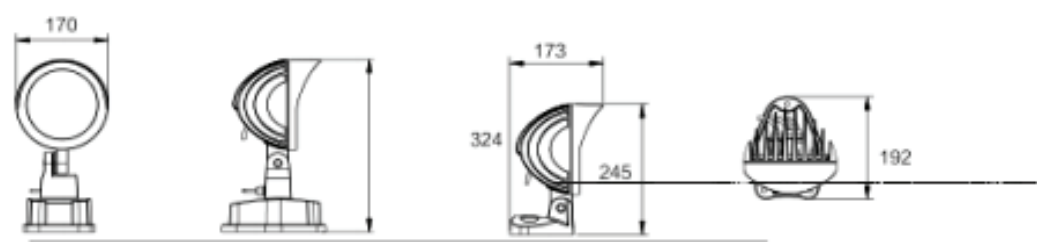
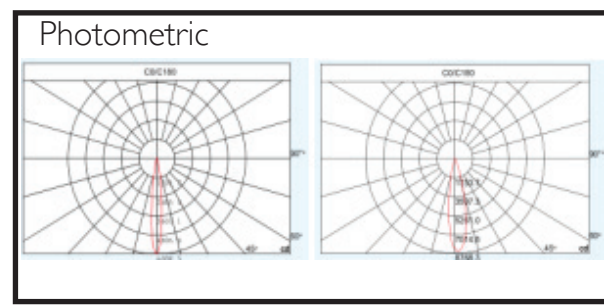
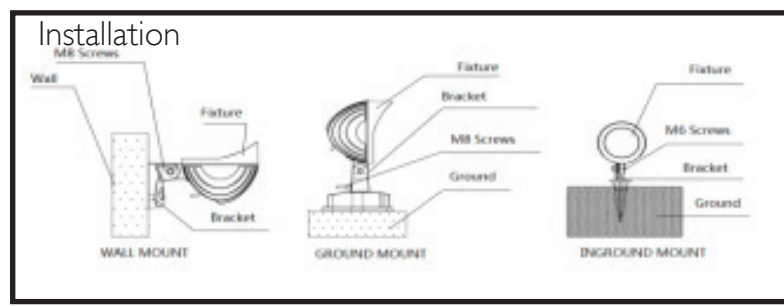
AVAILABLE COLORS

- Blue
- Green
- Amber
- Warm White (3000K)
- Cool White (5000K)
- Red




FEATURES

- Die-cast, low-copper aluminum
- Horizontal rotation independent of threaded mount
- Wide beam or narrow spot options
- Precise lighting control from narrow flood distribution





**DURABLE DIE-CASTING
ALUMINIUM HOUSING**




**15°/25° SMD LED IN
VARIOUS COLORS**



**IP 65 ALL
WEATHER PROOF
HOUSING**




25°/WARM WHITE



25°/RED



25°/GREEN



25°/BLUE



PARAMETERS:
PRODUCT NAME: LED PROJECTION LIGHT
PART/MODEL NO: DU-PR-27W-27DG25GR
INPUT VOLTAGE: 100-277VAC
WATTAGE: 27W



DECORS

Swivel mount provides superiors aiming
without loosing over time

